
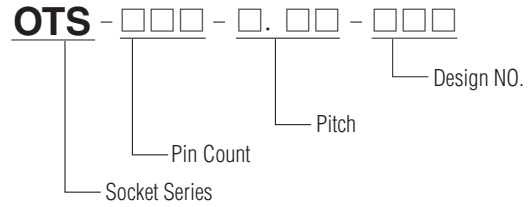


SOP

SMALL OUTLINE PACKAGE



ORDERING PROCEDURE

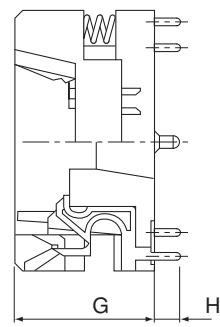
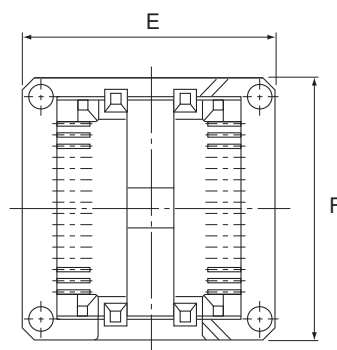
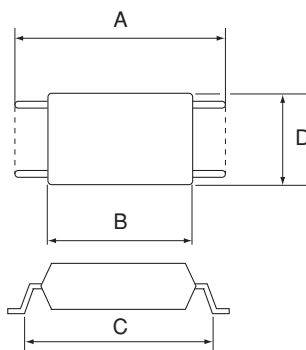


Specification / 仕様	
Contact resistance (Initial) 接触抵抗 (初期値)	30mΩ or 50mΩ (At 10 mA)
Maximum voltage 耐電圧	AC700V RMS (for 1 minute) Below 0.5mm Pitch AC500V RMS (for 1 minute)
Insulation resistance 絶縁抵抗	1,000MΩ or higher (At DC 500V)
Rated current 許容電流値	1A
Operating temperature range 仕様温度	-65°C ~ +150°C
Terminal strength against pulling 端子抜け強度	0.5Kg (1 min)
Insertion 機械寿命	Min. 10,000 times (mechanical)
MATERIAL / 材質	
Body 本体	PEI, PES
Contact コンタクトピン	BeCu, Au plating (Ni-base)

※RoHS compliant

※PINCH CONTACT: Patent No. 1869849 (Japan) Patent No. 4691975 (U.S.A.)

APPLICABLE IC DIMENSIONS & SOCKET DIMENSIONS



Applicable IC/SOP · SSOP

OPEN TOP TYPE SOCKET

SOP (PINCH CONTACT)

Unit: mm (in)

PART NO.	PIN COUNT	PITCH	ACTUATION FORCE	APPLICABLE IC DIMENSIONS (REF.)				OUTSIDE DIMENSIONS(REF.)				REMARKS
				A	B	C	D	E	F	G	H	
OTS-8(16)-1.27-03	8	1.27 (50mil)	max 0.9kg									150mil (with Adaptor)
OTS-14(16)-1.27-03	14	1.27 (50mil)	max 1.1kg	6.0±0.2 (0.236)	3.9±0.1 (0.153)	5.0±0.2 (0.196)		20 (0.787)	18 (0.708)	17 (0.669)	2.5 (0.098)	150mil (with Adaptor)
OTS-16-1.27-03	16	1.27 (50mil)	max 1.1kg									150mil
OTS-16-1.27-04	16	1.27 (50mil)	max 1.2kg	10.4±0.2 (0.409)	7.5±0.2 (0.295)	9.2±0.2 (0.362)		24 (0.945)	16.32 (0.642)	17 (0.669)	2.5 (0.098)	300mil
OTS-24-1.27-01	24	1.27 (50mil)	max 1.5kg	12.0±0.1 (0.472)	8.8±0.1 (0.346)	11.4±0.2 (0.448)		27 (1.062)	25 (0.984)	17 (0.669)	2.5 (0.098)	450mil
OTS-16(28)-1.27-04	16	1.27 (50mil)	max 1.2kg	10.4±0.2 (0.409)	7.5±0.2 (0.295)	9.2±0.2 (0.362)		25.4 (1.000)	25 (0.984)	17 (0.669)	2.5 (0.098)	300mil (with Adaptor)
OTS-18(28)-1.27-04	18	1.27 (50mil)	max 1.4kg									300mil (with Adaptor)
OTS-20(28)-1.27-04	20	1.27 (50mil)	max 1.4kg	10.4±0.2 (0.409)	7.5±0.2 (0.295)	9.2±0.2 (0.362)		25.4 (1.000)	27 (1.062)	17 (0.669)	2.5 (0.098)	300mil (with Adaptor)
OTS-24(28)-1.27-04	24	1.27 (50mil)	max 1.6kg									300mil (with Adaptor)
OTS-28-1.27-04	28	1.27 (50mil)	max 1.7kg									300mil (with Adaptor)
OTS-28-1.27-23	28	1.27 (50mil)	max 1.4kg	11.9±0.1 (0.468)	8.7 (0.342)	10.3 (0.406)		27 (1.062)	27 (1.062)	17 (0.669)	2.5 (0.098)	450mil
OTS-32-1.27-16	32	1.27 (50mil)	max 1.7kg	14.12±0.1 (0.556)	11.25 (0.443)	12.6 (0.496)		29 (1.141)	29 (1.141)	17 (0.669)	2.5 (0.098)	525mil
OTS-32-1.27-05	32	1.27 (50mil)	max 1.7kg	12.0±0.1 (0.472)	max9.53 (0.375)	max10.7 (0.421)		27 (1.062)	29 (1.141)	17 (0.669)	2.5 (0.098)	450mil
OTS-40-1.27-01	40	1.27 (50mil)	max 2.2kg	14.1±0.2 (0.556)	11.4±0.2 (0.448)	12.4±0.1 (0.488)		29 (1.141)	34 (1.338)	17 (0.669)	2.5 (0.098)	525mil
OTS-44-1.27-03	44	1.27 (50mil)	max 4.0kg	16.0±0.1 (0.629)	13.3±0.1 (0.523)	14.4 (0.566)		30.8 (1.212)	38 (1.496)	17 (0.669)	2.5 (0.098)	600mil
OTS-16(20)-1.27-01	16	1.27 (50mil)	max 1.0kg	7.9 (0.311)	5.4 (0.212)	6.9 (0.271)	max10.57 (0.415)	23.4 (0.921)	22 (0.866)	17 (0.669)	2.5 (0.098)	
OTS-16(20M)-1.27-01	16	1.27 (50mil)	max 1.0kg	7.9 (0.311)	5.4 (0.212)	6.9 (0.271)	max5.4 (0.212)	23.4 (0.921)	22 (0.866)	17 (0.669)	2.5 (0.098)	
OTS-14(20)-1.27-01	14	1.27 (50mil)	max 1.0kg	7.9 (0.311)	5.4 (0.212)	6.9 (0.271)	max9.3 (0.366)	23.4 (0.921)	22 (0.866)	17 (0.669)	2.5 (0.098)	
OTS-20-1.27-01	20	1.27 (50mil)	max 1.2kg	7.9 (0.311)	5.4 (0.212)	6.9 (0.271)	max13.1 (0.515)	23.4 (0.921)	22 (0.866)	17 (0.669)	2.5 (0.098)	

PSOP (PINCH CONTACT)

Unit: mm (in)

PART NO.	PIN COUNT	PITCH	ACTUATION FORCE	APPLICABLE IC DIMENSIONS (REF.)				OUTSIDE DIMENSIONS(REF.)				REMARKS
				A	B	C	D	E	F	G	H	
OTS-14-1.0-01	14	1.0	max 1.2kg	10.3±-0.05 (0.405)	7.5±-0.05 (0.295)	8.9 (0.350)	max6.9 (0.272)	24 (0.945)	16.5 (0.650)	17 (0.699)	2.5 (0.098)	PSO with 2 GND pins
OTS-12(14)-1.0-01	12	1.0	max 1.0kg	10.3±-0.05 (0.405)	7.5±-0.05 (0.295)	8.9 (0.350)	max6.9 (0.272)	24 (0.945)	16.5 (0.650)	17 (0.669)	2.5 (0.098)	PSO without 2 GND pins
OTS-20-1.27-04	20	1.27 (50mil)	max 2.0kg	14.2±0.1 (0.559)	11±0.1 (0.433)	12.6 (0.496)		29.2 (1.150)	22 (0.866)	17 (0.699)	2.5 (0.098)	
OTS-20S-1.27-001	20	1.27 (50mil)	max 1.5kg	10.5±0.1 (0.413)	7.8 (0.307)		max13.1 (0.515)	24.3 (0.957)	18.86 (0.743)	13.6 (0.535)	3.2 (0.126)	

Applicable IC/SOP • SSOP OPEN TOP TYPE SOCKET

TSSOP (PINCH CONTACT)

Unit: mm (in.)

PART NO.	PIN COUNT	PITCH	ACTUATION FORCE	APPLICABLE IC DIMENSIONS (REF.)				OUTSIDE DIMENSIONS(REF.)				REMARKS
				A	B	C	D	E	F	G	H	
OTS-16(28)-0.635-02	16	0.635 (25mil)	max 1.0kg	6±0.05 (0.244)	3.94±0.05 (0.160)	4.8 (0.188)		21.1 (0.861)	17.6 (0.718)	17.5 (0.714)	3 (0.118)	
OTS-20(28)-0.635-02	20	0.635 (25mil)	max 1.0kg	6±0.05 (0.244)	3.94±0.05 (0.160)	4.8 (0.188)		21.1 (0.861)	17.6 (0.718)	17.5 (0.714)	3 (0.118)	
OTS-24(28)-0.635-02	24	0.635 (25mil)	max 1.0kg	6±0.05 (0.244)	3.94±0.05 (0.160)	4.8 (0.188)		21.1 (0.861)	17.6 (0.718)	17.5 (0.714)	3 (0.118)	
OTS-28-0.635-02	28	0.635 (25mil)	max 1.0kg	6±0.05 (0.244)	3.94±0.05 (0.160)	4.8 (0.188)		21.1 (0.861)	17.6 (0.718)	17.5 (0.714)	3 (0.118)	
OTS-8(28)-0.65-01	8	0.65 (26mil)		6.4±0.05 (0.252)	4.4±0.05 (0.173)	5.2 (0.205)		20.2 (0.795)	17.6 (0.846)	17.5 (0.689)	3 (0.118)	
OTS-10(28)-0.65-02	10	0.65 (26mil)	max 1.0kg	6.4±0.05 (0.252)	4.4±0.1 (0.173)	5.4±0.1 (0.212)	3.6±0.1 (0.142)	21.5±0.5 (0.846)	17.6±0.5 (0.693)	17.5 (0.689)	3 (0.118)	
OTS-14(28)-0.65-01	14	0.65 (26mil)		6.4±0.05 (0.252)	4.4±0.05 (0.173)	5.2 (0.205)		20.2 (0.795)	17.6 (0.846)	17.5 (0.689)	3 (0.118)	
OTS-16(28)-0.65-01	16	0.65 (26mil)		6.4±0.05 (0.252)	4.4±0.05 (0.173)	5.2 (0.205)		20.2 (0.795)	17.6 (0.846)	17.5 (0.689)	3 (0.118)	
OTS-20(28)-0.65-01	20	0.65 (26mil)		6.4±0.05 (0.252)	4.4±0.05 (0.173)	5.2 (0.205)		20.2 (0.795)	17.6 (0.846)	17.5 (0.689)	3 (0.118)	
OTS-28-0.65-01	28	0.65 (26mil)	max 1.4kg	6.4±0.05 (0.252)	4.4±0.05 (0.173)	5.2 (0.205)	max9.725 (0.382)	21.5 (0.846)	17.6 (0.708)	17.5 (0.689)	3 (0.118)	
OTS-38-0.5-02	38	0.5 (19.6mil)	max 1.3kg	6.4±0.1 (0.252)	max4.4 (0.173)	5.42±0.1 (0.213)	max10 (0.394)	21.5 (0.846)	16 (0.63)	16 (0.63)	2.6 (0.102)	
OTS-28(44)-0.65-02	28	0.65 (26mil)	max 1.4kg	8.1±0.05 (0.319)	6.1±0.05 (0.240)	6.9 (0.271)		23.1 (0.909)	23.2 (0.913)	17.5 (0.689)	3 (0.118)	
OTS-32(44)-0.65-02	32	0.65 (26mil)	max 2.2kg	8.1±0.05 (0.319)	6.1±0.05 (0.240)	6.9 (0.272)		23.2 (0.913)	23.1 (0.909)	17.5 (0.689)	3 (0.118)	
OTS-38(44)-0.65-03	38	0.65 (26mil)	max 1.9kg	8.1±0.05 (0.319)	6.1±0.05 (0.240)	6.9 (0.272)		23.2 (0.913)	23.1 (0.909)	17.5 (0.689)	3 (0.118)	
OTS-44-0.65-02	44	0.65 (26mil)	max 2.2kg	8.1±0.05 (0.319)	6.1±0.05 (0.240)	6.9 (0.272)		23.2 (0.913)	23.1 (0.909)	17.5 (0.689)	3 (0.118)	
OTS-48(64)-0.5-02	48	0.5 (19mil)	max 1.8kg	8.1±0.1 (0.319)	6.1±0.15 (0.240)	6.8±0.1 (0.267)	max12.9 (0.508)	19.7 (0.775)	22.7 (0.894)	14.8 (0.583)	3.3 (0.118)	
OTS-56(64)-0.5-02	56	0.5 (19mil)	max 2.0kg	8.1±0.1 (0.319)	6.1±0.15 (0.240)	6.8±0.1 (0.267)	max15.4 (0.606)	19.7 (0.775)	22.7 (0.894)	14.8 (0.583)	3.3 (0.118)	
OTS-64-0.5-01	64	0.5 (19mil)	max 2.3kg	8.1±0.1 (0.319)	6.1±0.15 (0.240)	6.8±0.1 (0.267)	max17.45 (0.687)	19.7 (0.775)	22.7 (0.894)	14.8 (0.583)	3.3 (0.118)	

SSOP (PINCH CONTACT)

Unit: mm (in.)

PART NO.	PIN COUNT	PITCH	ACTUATION FORCE	APPLICABLE IC DIMENSIONS (REF.)				OUTSIDE DIMENSIONS(REF.)				REMARKS
				A	B	C	D	E	F	G	H	
OTS-8×2(34)-0.65-01	8×2	0.65 (26mil)	max 1.0kg	7.8±0.2 (0.307)	5.3±0.05 (0.209)	6.4±0.1 (0.252)	max3.2 (0.126)	23 (0.906)	21 (0.826)	17 (0.669)	2.5 (0.098)	2 PKGs.
OTS-14(34)-0.65-01	14	0.65 (26mil)	max 1.0kg	7.8±0.2 (0.307)	5.3±0.05 (0.209)	6.4±0.1 (0.252)		23 (0.906)	21 (0.826)	17 (0.669)	2.5 (0.098)	
OTS-16(34)-0.65-01	16	0.65 (26mil)	max 1.0kg	7.8±0.2 (0.307)	5.3±0.05 (0.209)	6.4±0.1 (0.252)	max6.74 (0.265)	23 (0.906)	21 (0.826)	17 (0.669)	2.5 (0.098)	
OTS-18(24)-0.65-01	18	0.65 (26mil)	max 1.5kg	6.4±0.1 (0.252)	4.4±0.05 (0.173)			26.4 (1.039)	14.7 (0.578)	14 (0.551)	2.9 (0.114)	
OTS-20(34)-0.65-01	20	0.65 (26mil)	max 1.2kg	7.8±0.2 (0.307)	5.3±0.05 (0.209)	6.4±0.1 (0.252)	max7.64 (0.300)	23 (0.906)	21 (0.826)	17 (0.669)	2.5 (0.098)	
OTS-20-0.65-06	20	0.65 (26mil)	max 0.6kg	8.1±0.1 (0.319)	6.1±0.05 (0.24)	7.1±0.05 (0.28)	6.65±0.05 (0.262)	23 (0.906)	20 (0.787)	15.7±0.5 (0.619)	2.8 (0.11)	
OTS-24(34)-0.65-01	24	0.65 (26mil)	max 1.5kg	7.8±0.2 (0.307)	5.3±0.05 (0.209)	6.4±0.1 (0.252)	max8.64 (0.340)	23 (0.906)	21 (0.826)	17 (0.669)	2.5 (0.098)	
OTS-28(34)-0.65-01	28	0.65 (26mil)	max 1.7kg	7.8±0.2 (0.307)	5.3±0.05 (0.209)	6.4±0.1 (0.252)	max 10.64 (0.418)	23 (0.906)	21 (0.826)	17 (0.669)	2.5 (0.098)	
OTS-30(34)-0.65-01	30	0.65 (26mil)	max 1.8kg	7.8±0.2 (0.307)	5.3±0.05 (0.209)	6.4±0.1 (0.252)	max 10.64 (0.418)	23 (0.906)	21 (0.826)	17 (0.669)	2.5 (0.098)	
OTS-30-0.65-01	30	0.65 (26mil)	max 0.8kg	8.1±0.1 (0.319)	6.1±0.05 (0.24)	7.1±0.1 (0.28)	9.85±0.05 (0.388)	23 (0.906)	20 (0.787)	15.7±0.5 (0.618)	2.8 (0.11)	
OTS-34-0.65-01	34	0.65 (26mil)	max 2.0kg	7.8±0.2 (0.307)	5.3±0.05 (0.209)	6.4±0.1 (0.252)	max 12.3 (0.126)	23 (0.906)	21 (0.826)	17 (0.669)	2.5 (0.098)	
OTS-36(44)-0.8-20	36	0.8 (32mil)	max 2.3kg	10.31±0.1 (0.406)	7.52±0.1 (0.926)	8.69 (0.342)	max 15.52 (0.611)	25 (0.984)	27.2 (1.071)	17 (0.669)	2.5 (0.098)	
OTS-38-0.65-04	38	0.65 (26mil)	max 1.0kg	8.1±0.1 (0.319)	6.1±0.1 (0.24)	7.1±0.1 (0.28)	12.6±0.05 (0.496)	23 (0.906)	20 (0.787)	15.7±0.5 (0.618)	2.8 (0.11)	
OTS-38(44)-0.8-20	38	0.8 (32mil)	max 2.3kg	10.31±0.1 (0.406)	7.52±0.1 (0.926)	8.69±0.1 (0.342)	16.2±0.1 (0.638)	27.2 (1.071)	25 (0.984)	17 (0.669)	2.5 (0.098)	
OTS-44-0.8-20	44	0.8 (32mil)	max 3.0kg	10.31±0.1 (0.406)	7.52±0.1 (0.926)	8.69 (0.342)	max 18.03 (0.710)	25 (0.984)	27.2 (1.071)	17 (0.669)	2.5 (0.098)	
OTS-64-0.8-04	64	0.8 (32mil)	max 4.0kg	13.67±0.1 (0.538)	10.16±0.05 (0.400)	12.05 (0.474)	max 26.11 (1.028)	29 (1.142)	35 (1.378)	17 (0.669)	2.5 (0.098)	